



HEWi^{Tube} Lamella Clarifier Series

Boosting the sedimentation efficiency



The application of inclined settling planes to increase the sedimentation performance is an unchallenged technology; it's applied in numerous plants worldwide covering hundreds of applications.

HEWi^{Tube} modules equalize the flow and facilitates the phase separation of particles, flocs or sludge.

Depending on the task, we provide designs with different angles, lamella spacings and chevron types for a controlled pathway of down-sliding sludge.

HEWi^{Tube} modules are customized to fit into round or rectangular tanks. The modules are made of rigid Polypropylene and can be placed directly into the tank sitting on a supporting structure.

Hewitech also provides additional customized package components such as support structure and **HEWi^{Tube}** effluent launders for the best benefit of our customers.





For remote projects we offer a local self-assembly option in order to reduce logistics and labour cost.

Features:

- High settling efficiency
- Proven technology
- Made of rigid PP
- Up to 70°C temperature resistant
- Self-supporting structure
- Blue colour for potable water application
- High mechanical strength
- Easy installation of modules
- Circular or rectangular tanks
- Onsite Self-assembly option
- Optional components
- Proven technology

HEWi^{Tube} Lamella series

Water and waste water application



model	LS50	LS84	LS60	LS38
Typical Application	Potable water Rainwater treatment Process water Humus tanks	Primary sedimentation Activated sludge Combined sewer overflow	Effluent Polishing Potable water Humus tanks	Effluent Polishing Aquaculture Rainwater treatment
made	Polypropylene	Polypropylene	Polypropylene	Polypropylene/PVC
Angle	45°-90° STD 55°/60°	45°-90° STD 55°/60°	60°	60°
Channel	Equidistant chevron	Equidistant chevron	Trapezoidal flutes	Trapezoidal flutes
Specific surface*	~13 m ² /m ³ (55°) ~11 m ² /m ³ (60°)	~7 m ² /m ³ (55°) ~6.3 m ² /m ³ (60°)	11.5 m ² /m ³ (average)	15 m ² /m ³ (average)
Hydraulic radius	17mm	25mm	12mm	17mm
Certification	KTW / NSF	KTW / NSF		
Color(s)	Black Blue (KTW/NSF)	Black Blue (KTW/NSF)	Black	Black
Std dimension				
Length (mm)	300 - 1500	300 - 1500	800 - 2400	800 - 2400
Width (mm)	300 - 1500	300 - 1500	300 - 600	300 - 600
Height (mm)	500 - 2000	500 - 2000	900	600

*) vertical projected surface = effective settling surface

Design Guideline for HEWi^{Tube} Lamella settlers

Most engineers are using Hazen's law as design approach for the settling efficiency.

Hazen's law links the settling velocity [Vs] of the target particle with the flow rate [Q] and the installed vertical projected surface [Ap].

The Hazen-velocity ($V_H = Q/A_P$) is the most important design parameter.

Particles with a settling velocity that is equal or faster than the Hazen-velocity will be removed.

Typical Design Hazen Velocity

Feed water	Hazen	Product HEWi ^{Tube}
Potable water	0,6 – 0,9 m/h	LS50 / LS60
Primary settling	0,9 – 1,2 m/h	LS85
MBBR effluent	0,4 – 0,5 m/h	LS50
Trickling filter effluent	0,5 – 0,8 m/h	LS50
Polishing	0,6 – 0,8 m/h	LS50 / LS60
Aqua culture	0,4 – 0,8 m/h	LS50 / LS38

This general information about technical data and descriptions of our products has been put together with greatest care. We reserve the rights of any changes without further notice. We recommend to re-check data before using in final project designs. All data without obligations and consequences due to non-compliance.